

M21

Double Braid Dock Line

The dock line is made of 100% high-strength nylon. The double braid construction is ideal for docking, offering reduced stretch while providing increased shock absorption. Our dock line features a large 12-inch spliced end loop, making it easy to attach to a dock or your boat's cleat. When docking your boat, it's essential to limit the movement of your watercraft while absorbing the shocks created by waves. Our dock lines provide low stretch and high shock absorption, ensuring that your pontoon stays securely tied at a marina or gas dock without the need for a lift.



ROPERS
RELIABLE TO THE CORE



Sun-resistant



Water-resistant




Salt-resistant



Reliable and strong



No twisting, rotating,
or jamming



Technical Information

1.14
SPECIFIC GRAVITY

Double Braid
STRUCTURE

18%
ELONGATION
AT BREAK

<1%
WATER
ABSORPTION

509°F (265°C)
MELTING POINT



| Boat Length | Dock Line Diameter | Breaking Strength |
|-------------|--------------------|-------------------|
| ft | inch | lbs |
| 27 | 3/8 | 4,840 |
| 32-36 | 1/2 | 6,000 |
| 37-45 | 5/8 | 11,000 |
| 46-54 | 3/4 | 20,900 |

Custom size and length available by request.



ROPERS ROPE



sales@ropers.com.tw



www.ropersrope.com




ROPERS
RELIABLE TO THE CORE



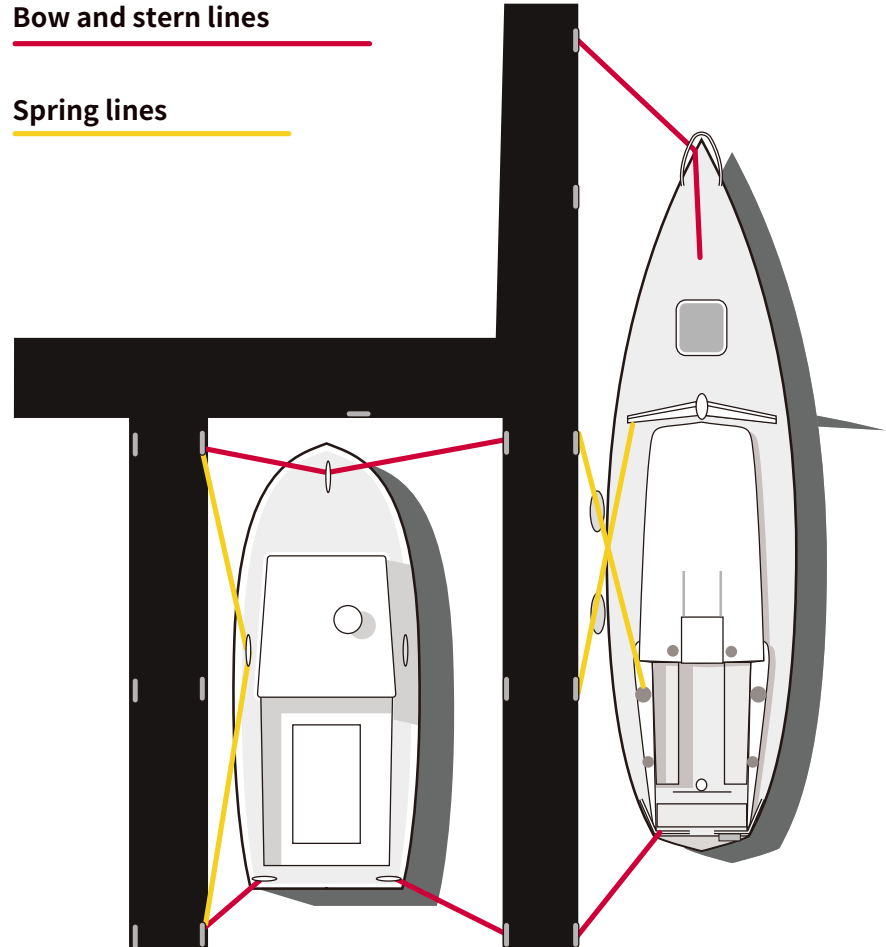
Technical Support

The length, size, weight, and type of boat, as well as how exposed the docking location is, all need to be considered when choosing a dock line size. The following is a general guide, but windy or higher wave locations may require more and heavier lines. Transient dock lines used as bow and stern lines should be about 2/3 of the boat's length. Spring lines should equal the boat's length. Be sure to check the size and location of your boat's cleats and chocks before selecting a dock line.



Bow and stern lines

Spring lines



ROPERS ROPE



sales@ropers.com.tw



www.ropersrope.com